

TECHNICAL & FINANCIAL PROPOSAL FOR THE DEVELOPMENT OF

# KGBHS ALUMNI ASSOCIATION

## WEBSITE WITH PAYMENT GATEWAY SYSTEM

SUBMISSION DATE: AUGUST 04, 2025

SUBMITTED TO:

KGBHS Alumni Association  
Kishoregonj

SUBMITTED BY:

Abdulla Al Mamun  
Chairman  
Version: 1.0.0  
BIGM Resources Limited  
Kazi Vila, House No. 145-ka, PC Culture Housing Society, Babor Road, Shyamoli  
Mohammadpur, Dhaka – 1207, Bangladesh.  
Cell: +88 01734008903, +88 01911430370  
Email: mhabub@gmail.com, mamun.bigm@gmail.com  
Web: www.bigm-bd.com

## Table of Contents

1. EXECUTIVE SUMMERY .....	2
2. TECHNOLOGY.....	2
3. FEATURES.....	5
3.1 KGBHS ALUMNI ASSOCIATION REGISTRATION PROCESS.....	5
3.2 KGBHS ALUMNI ASSOCIATION WEBSITE FEATURES (PHASE-1) .....	8

## 1. EXECUTIVE SUMMERY

The client wants to develop dynamic website with payment gateway system to complete alumni registration by online.







### Scope of the Project

Major tasks of the project are outlined below:



- ◆ Requirement analysis.
- ◆ Design.
- ◆ Development.
- ◆ Testing.
- ◆ Implementation.
- ◆ Maintenance.




#### Our Products

-  Production ERP
-  Trading ERP
-  Corporate ERP
-  Agro ERP
-  Education ERP
-  HRM Software

-  Accounting Software
-  Sales & Inventory Software
-  ISP Billing
-  Nagorik Sheba
-  Course Management Software
-  ePayment Solution

#### Our Services

-  Customized Software Development
-  Payment Gateway Solutions
-  Website Design & Development
-  Mobile APPS Development

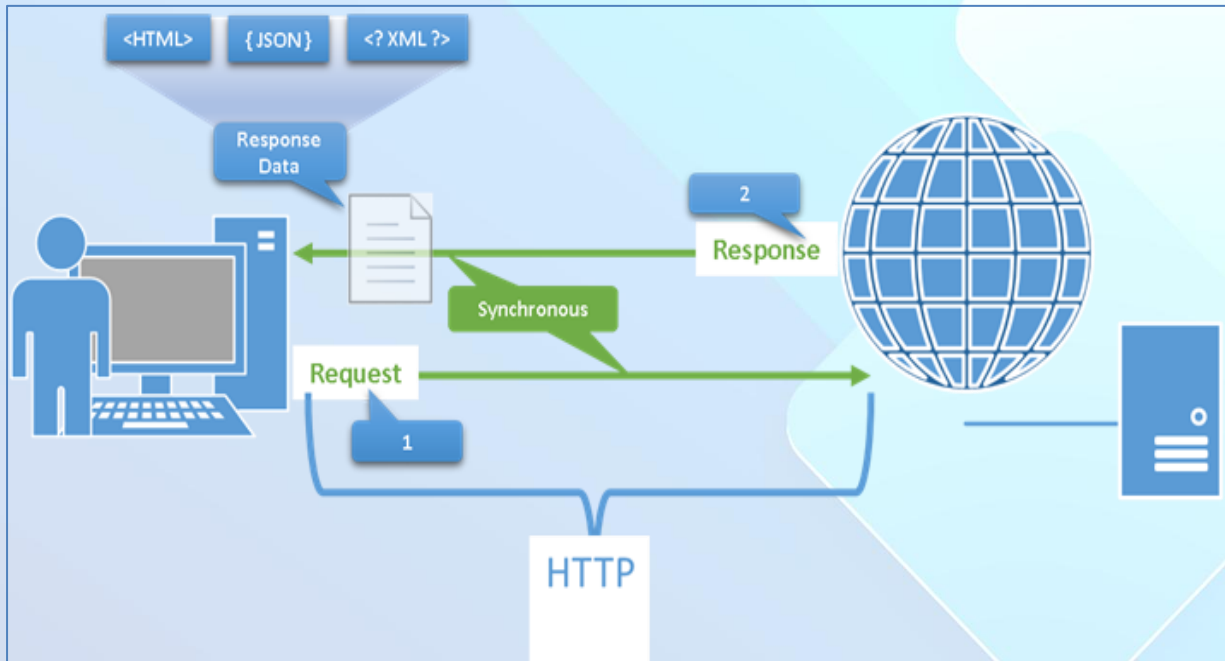
-  Block Chain Service
-  Ecommerce Solutions
-  Dedicated Developer Hiring
-  IT Consultancy & Outsourcing Services

## 2. TECHNOLOGY

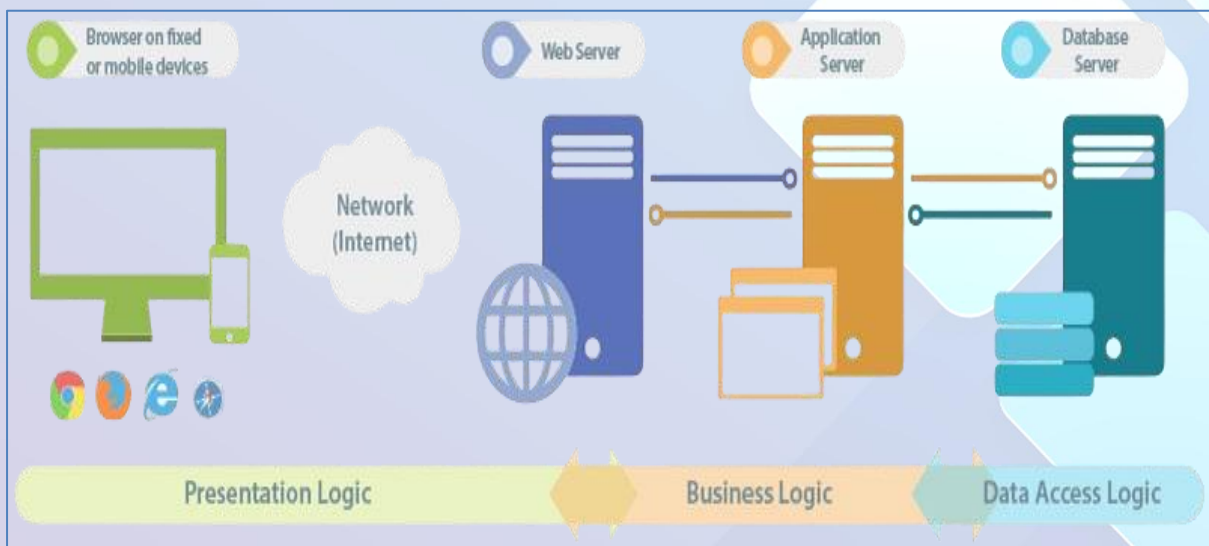
The application will be based on following technology:

<b>Web Technology</b>	PHP, Javascript, HTML5, CSS
<b>Database</b>	MYSQL
<b>Web Servers</b>	Apache

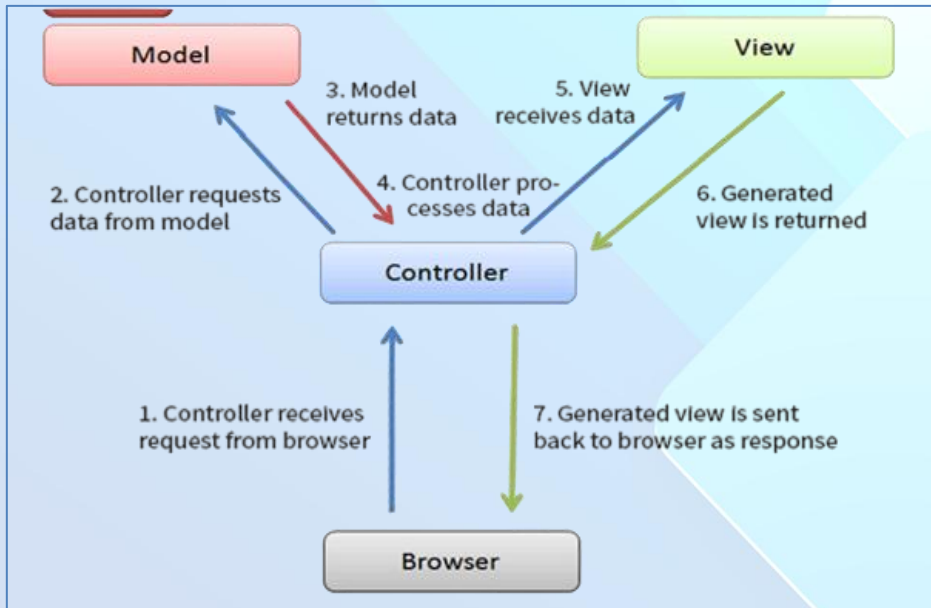
### Client Server Architecture



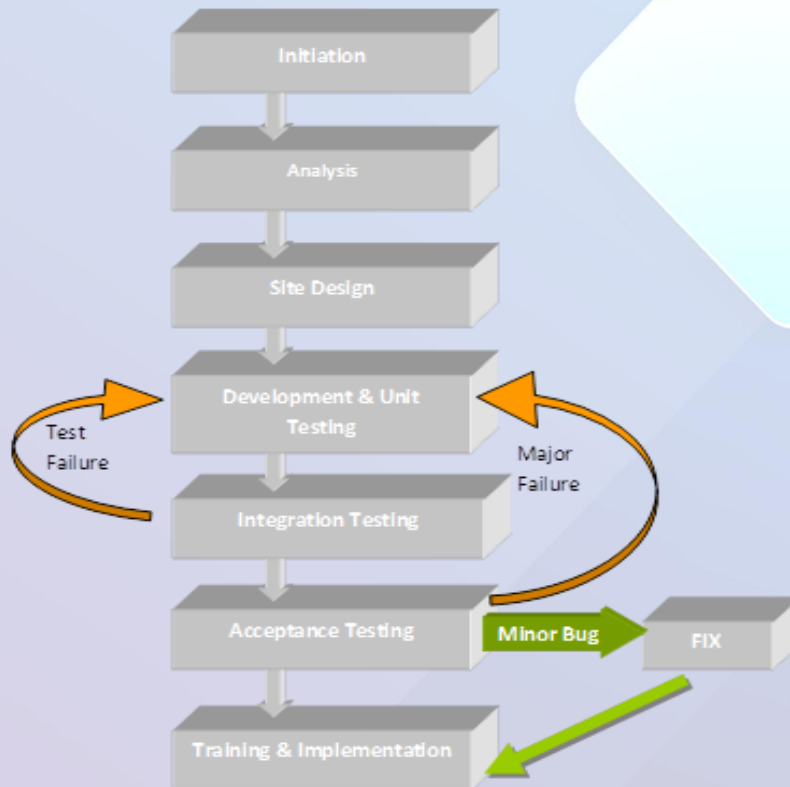
### Web Application Architecture



### Framework Architecture



### Proposed Project Management Plan



### 3. Features

This project contains the following features:

#### 3.1 KGBHS Alumni Association Registration Process

##### Step-1

Students need to sign-up to the system, to complete their alumni association registration.

Signup for Alumni Registration	
All red mark (*) fields are mandatory.	
Full Name*	Textbox
Mobile No*	Textbox
Password*	Textbox
<input checked="" type="checkbox"/> I am not robot (google recaptcha)	
<b>SAVE</b>	

Note: Google recaptcha will be implemented. So that nobody can run bot.

##### Step-2

After successfully signup, students will automatically login to the system and will get the alumni registration form. Then students will fill-up the registration form according to instructions.

Alumni Registration Form	
All red mark (*) fields are mandatory.	
Full Name*	Mobile No Textbox (Readable)
SSC Registration No*	SSC Passing Year*
Textbox	Dropdown
Father Name*	Mother Name*
Textbox	Textbox
Spouse Name	Email
Textbox	Textbox
Date Of Birth	Blood Group
CAL	Dropdown
Religion	
Dropdown	

Present Address Textbox	Permanent Address* Textbox
Occupation Textbox	Office Address Textbox
Photo* File Upload	Registration Card/Certificate* File Upload
<b>SAVE</b>	

### Step-3

After successfully submit the registration form, data goes to admin panel for verification. Admin will verify the data from admin panel.

After that student will click on the “Registration Payment” menu and will get a payment option to make payment.

Alumni Registration No	Full Name	SSC Registration No & Passing Year	Instruction	Status
Not Yet Generated	Name Mobile No	889977665 1997	Your alumni registration information successfully verified. Now please pay your alumni registration fee to complete your registration.	<b>Verified</b> <b><u>Online Payment</u></b>

Student will get the following different instruction into the above table based on registration status:

Description	Status	Instruction
After fill up the signup form by student	Signup Completed	Please submit the alumni registration form.
After fill up the alumni registration form by student	Registration Form Submitted	Now your submitted information will verify by Admin. After verification by Admin you will get Registration Fee payment open.
After successfully verify the registration data by admin	Verified	Your alumni registration information successfully verified. Now please pay your alumni registration fee to complete your registration.
After cancel the registration by admin	Cancel	Your alumni registration has been cancelled.
After pay the registration fee	Active	Your registration fee paid and registration process completed successfully.

After click on the **Online Payment** option the following form will open and student will complete their registration payment.

Payment for Alumni Registration Fee	
All red mark (*) fields are mandatory.	
Full Name Textbox (Readable)	Amount XXXX
Mobile No Textbox (Readable)	<b>ONLINE PAYMENT</b>
SSC Registration No Textbox (Readable)	<u><b>Download Payment Instruction</b></u>
SSC Passing Year Dropdown (Readable)	

After click on the **ONLINE PAYMENT** button, payment option will come and student will complete their alumni payment. After payment successfully, alumni registration no will generate and notify to student. And the alumni registration process will complete. After payment student can able to download money receipt from system.

Alumni registration no format: 1997001

Length 7 digit

Title	Description	Example	Note
First part	4 digit SSC Passing Year	1997	
Second part	3 digit auto increment number	001	SSC Passing Year wise this number will start.

### Student Login

Students can able to login the system using mobile no and password.

Login Form
All red mark (*) fields are mandatory.
Mobile No* Textbox
Password* Textbox
<b>SAVE</b>

## 3.2 KGBHS Alumni Association Website Features (Phase-1)

Phase 1 contains the following features:

### 3.2.1 Website Part (Open)

Website contains the following features/menu. This part will be open. Anyone can view information from this part.

- ◆ Home page

Home page will be nucleus navigator of this site. Home page contains all menu links related to this site. Home page contains top menu, main menu, slider, some block, some menu and footer etc.

- ◆ About Alumni Association

This page contains alumni association related text.

- ◆ About KGBHS

This page contains school related text.

- ◆ Notice

Student can able to view and download notice from this page.

- ◆ Photo Gallery

Student can able to view category wise photo from this page.

- ◆ Donation

This will be an open form. Anyone can able to donation without registration. Payment gateway will be integrated with this form.

- ◆ Signup for Alumni Registration
- ◆ Student Login
- ◆ Contact us

### 3.2.2 Student Part

Student part contains the following features.

- ◆ Student Login

After login the site student will get the following menu:

- ◆ Student Profile
- ◆ Alumni Registration Form
- ◆ Registration Payment
- ◆ Change Password
- ◆ Logout

### 3.2.3 Admin Part

Admin part contains the following features.

- ◆ Admin login

Admin can able to login to the system using username and password. After login can able to do website related operation.

- ◆ Student registration list

Admin can able to view / generate student registration list using search wizard. From list can able to do the following operation:

- Can view student details
- Can update registration status
- Registration status is following:

We will maintain two different status such as registration\_status and payment\_status

Description	Registration Status	Payment Status
After fill up the signup form by student	Signup Complete	
After fill up the alumni registration form by student	Registration Form Submitted	
After successfully verify the registration data by admin	Verified	
After cancel the registration by admin	Cancel	
After pay the registration fee	Active	Paid

Note: After update the “Payment Status = Paid”, simultaneously “Registration Status = Active”. Only active students can able to do the further operation.

- ◆ Donation

Admin can view donation report from this menu.

- ◆ Content management

Admin can able to add, edit, view details of the different pages of the website.

- ◆ Notice

Admin can able to add, edit, view details of notice.

- ◆ Photo gallery

Admin can able to upload category wise photo.

- ◆ Change password
- ◆ Logout